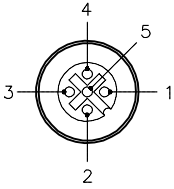
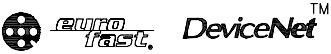


FEMALE END VIEW

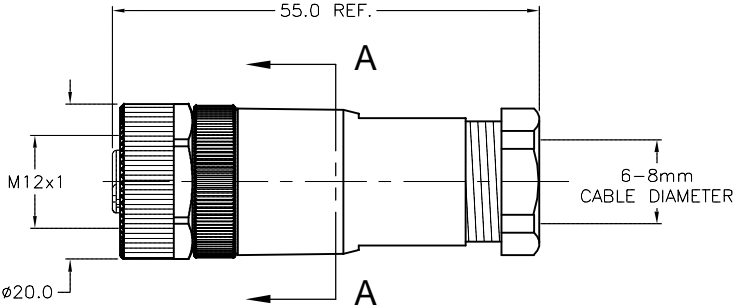



- 1 = BARE (SHIELD)
2 = RED (+ VOLTAGE)
3 = BLACK (- VOLTAGE)
4 = WHITE (CAN_H)
5 = BLUE (CAN_L)




SPECIFICATIONS

HOUSING MATERIAL/PLATING	NYLON/BLACK
CONTACT MATERIAL/PLATING	BRASS/GOLD
COUPLING NUT MATERIAL/PLATING	BRASS/NICKEL
RATED CURRENT [A]	4.0 A
RATED VOLTAGE [V]	30 VAC/36 VDC
MAXIMUM WIRE SIZE	18 AWG
CABLE GRIP RANGE	6-8mm
TEMPERATURE RATING	-40°C to +85°C (-40°F to +185°F)
PROTECTION CLASS	IP67
TERMINATION TYPE	SCREW TERMINAL



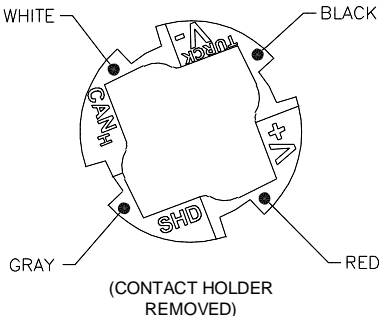
DETAIL "A"

WIRE SIDE VIEW
OF CONTACT HOLDER
TO SHOW LABEL DETAILS

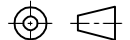



BLUE
(SCALE 2:1)

LABEL DETAIL



SOURCE DRAWING - FOR REFERENCE ONLY

RELATED DOCUMENTS 1. 2. 3. 4.	3RD ANGLE PROJECTION 	THIS DRAWING IS CONFIDENTIAL AND THE PROPERTY OF TURCK INC. USE OF THIS DOCUMENT WITHOUT WRITTEN PERMISSION IS PROHIBITED.				3000 CAMPUS DRIVE MINNEAPOLIS, MN 55441 1-800-544-7769 (763) 553-7300 (763) 553-0708 fax www.turck.us	
	MATERIAL SEE SPECIFICATIONS	ALL DIMENSIONS DISPLAYED ON THIS DRAWING ARE FOR REFERENCE ONLY CONTACT TURCK FOR MORE INFORMATION	DRFT	RDS	DATE	DESCRIPTION B 8151-0/PG9/DNET	
FINISH SEE SPECIFICATIONS	APVD			SCALE			
	UNIT OF MEASUREMENT MILLIMETERS			IDENTIFICATION NO. U3-01278		REV B	
	DO NOT SCALE THIS DRAWING			FILE: U3-01278		SHEET 1 OF 1	

B	UPDATE SPECS	NF	04/13/18	64839
REV	DESCRIPTION	BY	DATE	ECO NO.